

Erasmus+ szakmai nap

2019.11.29.

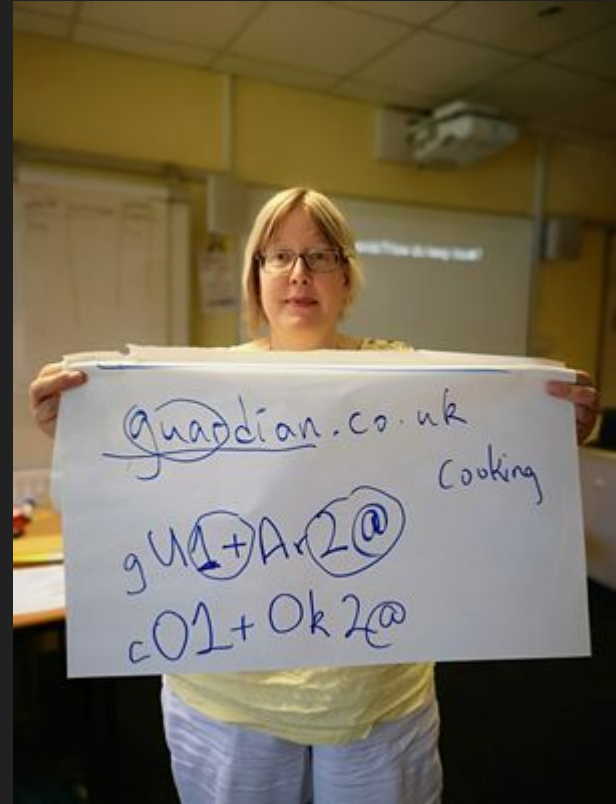
Email passwords should be changed every 3-6 months.

Less important sites can have shorter passwords.

Do NOT use the same password on multiple sites.

Do NOT use pet's name, child's name, or other words that are easy to guess.

Create a system :)



How to create safe passwords?

ie. for access to [guardian.co.uk](https://www.guardian.co.uk)

gU1+Ar2%

The first 4 letters combined with symbols

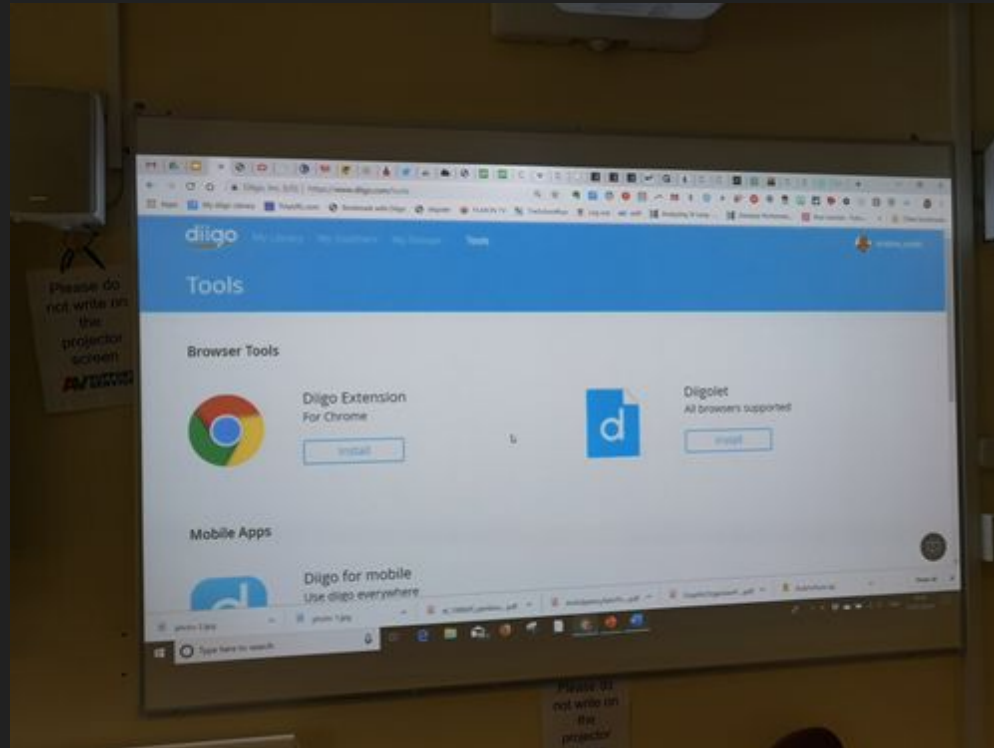
Bookmarking

Bookmarking? These stay on your computer.

www.diigo.com is a way of bookmarking (as well as highlighting and adding sticky notes) which are stored in the cloud.

<http://leoxicon.blogspot.com/2012/07/highlighting-lexical-chunks-with-diigo.html>

Add the extension to Chrome and the 'diigolet'
(make bookmark bar visible first)



How can we use diigo in education?

1. Help students develop more critical reading skills by creating a booklist for them of articles or resources from the web. Students should prepare at home by reading and preparing answers to the questions the teacher posts on post-its. Ask them to discuss their ideas in class.
2. Improve students' note-taking skills. Ask them to do research on the web, use diigo and share their most useful sites/information/quotes.
3. Use it to highlight chunks of language. Email the final text to your students. This idea comes from Leo's blog: <http://leoxicon.blogspot.co.uk/2012/07/highligthing-lexical-chunks-with-diigo.html>
4. Share a booklist or list of articles/stories with parents or suitable books to read with their children (related to your yearly program). Use tags to help them match book with themes.

Brainstorming

Warmers - Brainstorming

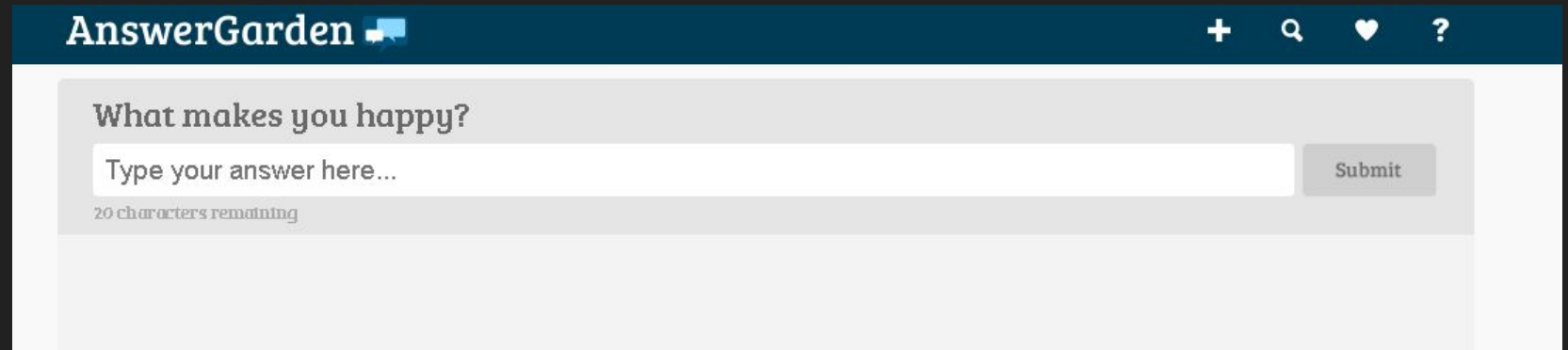
<https://answergarden.ch/>

NO REGISTRATION

What makes you happy?

Click on the link and type your answers. You can give more than one answer!

<https://answergarden.ch/1070100>



The screenshot shows the AnswerGarden website interface. At the top, there is a dark teal header with the "AnswerGarden" logo and a small chat icon on the left, and navigation icons (plus, search, heart, question mark) on the right. Below the header, the main content area has a light gray background. At the top of this area, the question "What makes you happy?" is displayed in a bold, dark font. Below the question is a white text input field with the placeholder text "Type your answer here...". To the right of the input field is a gray "Submit" button. Below the input field, the text "20 characters remaining" is displayed in a smaller, gray font.

OUR LINKS

ÁGI

BÖBE

ERIKA

KRISZTA

ZSANI

INSERT YOUR WORD CLOUD

Lingro - vocabulary support <http://lingro.com/>

No sign up required.

Copy paste a URL into the box and click on the arrow.

Try it with an article from <http://theconversation.com/uk> Or <https://www.theguardian.com/>



lingro™

The coolest dictionary known to hombre! (Click to find out what it means.)

1 Enter a website address to make all words on that page clickable. English dictionary 


Or try these popular sites: [Wikipedia](#), [BBC](#), [ABC.es](#) (Spanish), [Le Monde](#) (French)

2 Click on words you don't know.

Try our [dictionary!](#) More than 8 million translations in 11 languages.

English  Spanish

amazi

amazing 
incredible
amazingly

[Interested in other languages?](#)

Useful sites for developing reading skills

<https://www.newsinlevels.com/>



The screenshot displays the 'News in Levels' website. The header features a globe icon, the site name 'News in Levels', and the tagline 'World News for Students of English'. A navigation bar includes links for HOME, LEVEL 1, LEVEL 2, LEVEL 3, BOOK 1, GRAMMAR, LEARN, BOOK 2, and SI. The main content area shows three news items, each with a thumbnail image, a title, a date and time, a short description, and three buttons for Level 1, Level 2, and Level 3.

News in Levels World News for Students of English

HOME LEVEL 1 LEVEL 2 LEVEL 3 BOOK 1 GRAMMAR LEARN BOOK 2 SI

Lion Cage in Australia
17-07-2019 15:00
An Australian zoo has a new attraction. It is a cage for humans. From the cage, you can safely watch...

Level 1 Level 2 Level 3

One Year ago: When An Asteroid Hits Earth
An organisation makes a video. It shows an asteroid. The asteroid hits Earth. The group says that asteroids hit Earth. There is a...

Level 1 Level 2 Level 3

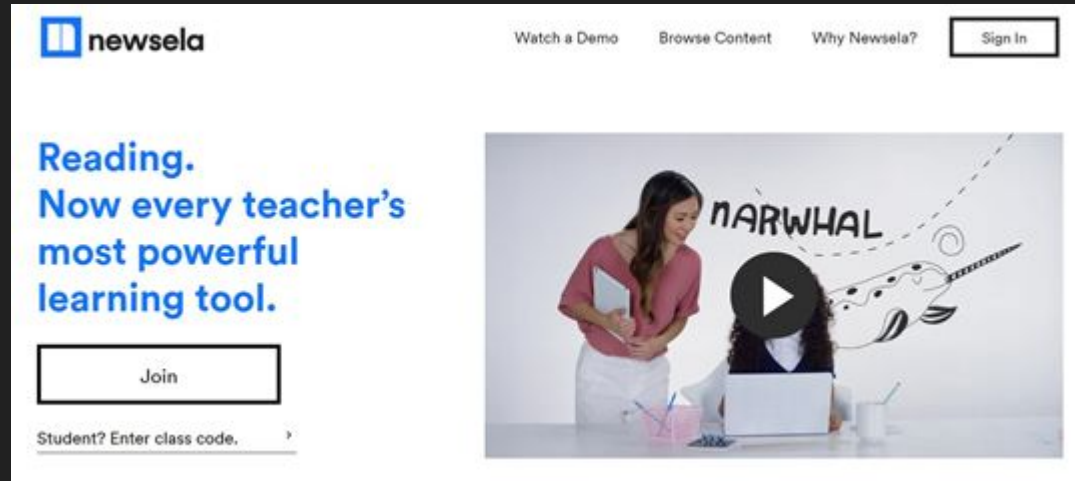
New Greek Prime Minister
17-07-2019 07:00
People in Greece vote. They choose who goes to...

Level 1 Level 2 Level 3

Newsela: <https://newsela.com/>

This website has 5 levels of each reading passage!

Free to join.



The screenshot shows the Newsela website homepage. At the top left is the Newsela logo, consisting of a blue square with a white 'N' and the word 'newsela' in lowercase. To the right of the logo are three navigation links: 'Watch a Demo', 'Browse Content', and 'Why Newsela?'. In the top right corner, there is a 'Sign In' button. The main content area features a large blue headline that reads 'Reading. Now every teacher's most powerful learning tool.' Below this headline is a 'Join' button. Underneath the button is a text input field with the placeholder text 'Student? Enter class code.' and a right-pointing arrow. On the right side of the page, there is a video player showing a woman in a pink shirt standing and talking to a woman in a black vest sitting at a desk with a laptop. A large play button is overlaid on the video. In the background of the video, the word 'NARWHAL' is written in a stylized font, and a dashed line with a circular arrow and a pencil tip is visible.

DreamReader <http://dreamreader.net/>

Explore the website.

What features are there?

Is it useful for your students?

Why/why not?

How could you use it?

The screenshot shows the homepage of DreamReader.net. At the top, there is a navigation menu with links for HOME, ABOUT, BLOG, CONTACT US, and LINKS. The main heading is "dreamreader.net" in a large blue font, followed by the tagline "Free online English reading practice for learners". Below this, there are five blue buttons labeled "Easy English", "Interesting English", "Fun English", "Practical English", and "Academic English".

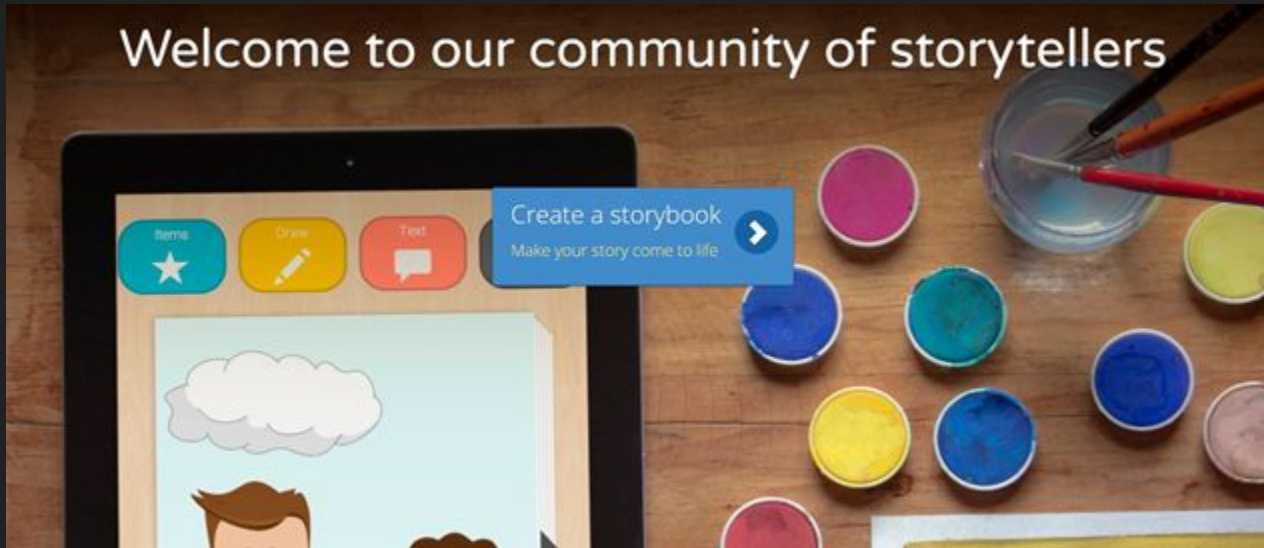
On the left side, there is a section titled "Other Featured Articles" with a grid of article thumbnails. One prominent article is "The Eiffel Tower" with a sub-heading "Travel, High Intermediate, July 14, 2019".

In the center-right, there is a search bar and a social media section titled "Connect with Dreamreader.net" featuring Facebook and Twitter icons. Below this, there are several social media widgets for Facebook, each showing the DreamReader.net profile and a "Like Page" button.

At the bottom right, there is a section titled "About the Owner" with a profile picture of Neil Millington and a bio: "Neil Millington is a university EFL lecturer in Japan. He created dreamreader.net to help teachers find resources and for students to improve their reading skills." Below this, there is a post about "June 20th is World Refugee Day" with a "Like Page" button and a note that "43 friends like this".

Writing tools

<https://www.mystorybook.com/>



<https://www.mystorybook.com/>

Play around with the tools.



<https://www.penpalschools.com/>



Join the world's largest collaborative learning community

Join as a...

- 
Teacher
- 
Student
- 
Admin
- 
Parent

WATCH A VIDEO

The image shows a dark blue background with a starry space scene and a glowing horizon line. The PenPal SCHOOLS logo is in the top left. The main text is centered. Below it, the text 'Join as a...' is followed by four circular icons in a row, each with a corresponding label below it. The icons are: a red devil-like character (Teacher), a blue alien-like character (Student), a blue dinosaur-like character (Admin), and a green alien-like character and a man in a suit (Parent). At the bottom center, there is a white rectangular button with the text 'WATCH A VIDEO'.

PADLET

PADLET - some information and ideas

A.) <http://ditchthattextbook.com/2014/11/03/20-useful-ways-to-use-padlet-in-class-now/>

B.) <https://www.bookwidgets.com/blog/2017/08/30-creative-ways-to-use-padlet-for-teachers-and-students>

C.) Cool Cat Teacher (Vicki Davis) has a blog post about the settings:
<https://www.coolcatteacher.com/how-to-use-padlet-fantastic-tool-teaching/>

D.) <http://askus.northampton.ac.uk/Learntech/faq/186128>

E.) An interesting site for Teacher Development :)

<https://1minutecpd.wordpress.com/?s=Padlet>

F.) Many ideas and examples

<https://padlet.com/about/gallery>

<https://padlet.com>

padlet

Miért a Padlet

Iskolának

Üzleti

Segítség

Belépés

Megfelelő együttműködés Légy produktívabb.

Hozz létre csodás táblákat, dokumentumokat és weboldalakat, amelyek könnyen értelmezhetők és amelyeken jól együtt lehet működni.

FELIRATKOZÁS

Már használod a Padletet? [Belépés](#).

